

# Venezuela, Bol. Rep. Of

## Statistical Country Profile



Edition 08/2021

Publication date: 27 August 2021

Contact us:

[www.destatis.de/contact](https://www.destatis.de/contact)

Phone: +49 611 75 2405

© Federal Statistical Office of Germany (Destatis), 2021

Reproduction and distribution, also of parts, are permitted, provided that the source is mentioned.

## Contents

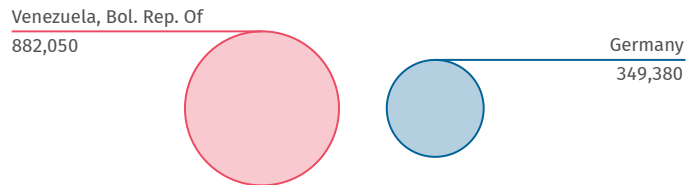
|   |    |
|---|----|
| General information . . . . .           | 3  |
| Economy and finance . . . . .           | 3  |
| Population . . . . .                    | 5  |
| Health . . . . .                        | 6  |
| Education . . . . .                     | 6  |
| Labour force . . . . .                  | 6  |
| Living conditions . . . . .             | 8  |
| Production . . . . .                    | 8  |
| Agriculture and forestry . . . . .      | 8  |
| Foreign trade . . . . .                 | 9  |
| Transport . . . . .                     | 11 |
| Environment and energy . . . . .        | 11 |
| Science, research, technology . . . . . | 12 |
| Sources . . . . .                       | 12 |



## General information

|                                |                                     |                                     |
|--------------------------------|-------------------------------------|-------------------------------------|
| Capital city<br><b>Caracas</b> | Official language<br><b>Spanish</b> | Currency<br><b>Bolívar Soberano</b> |
|--------------------------------|-------------------------------------|-------------------------------------|

Land area in relation to Germany  
km²



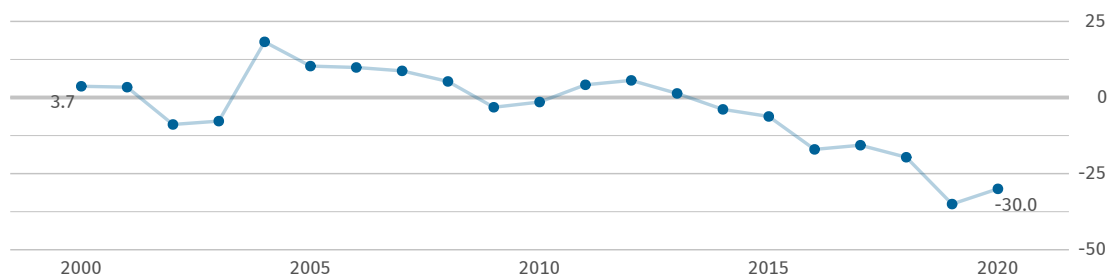
Source: WB-WDI



## Economy and finance

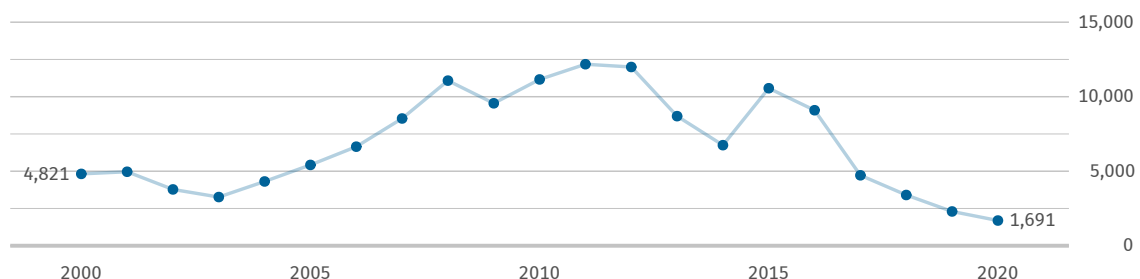
|   |   |  |  |
|---|---|--|--|
| Gross domestic product<br>(GDP), total<br>bn US\$<br><b>47</b><br>(2020)<br>Source: IMF-WEO | GDP,<br>real change<br>% since 2000<br><b>-65</b><br>(2020)<br>Source: IMF-WEO* | GDP<br>per capita<br>US\$<br><b>1,691</b><br>(2020)<br>Source: IMF-WEO | GDP<br>per capita<br>internat. US\$<br><b>5,178</b><br>(2020)<br>Source: IMF-WEO |
|---|---|--|--|

Gross domestic product, real change  
% on previous year



Source: IMF-WEO

Gross domestic product per capita  
US\$



Source: IMF-WEO

Inflation rate  
(change of consumer  
price index)  
% on previous year

**+254.9**  
(2016)

Source: IMF-IFS

General government  
gross debt

% of GDP

**304.1**  
(2020)

Source: IMF-WEO

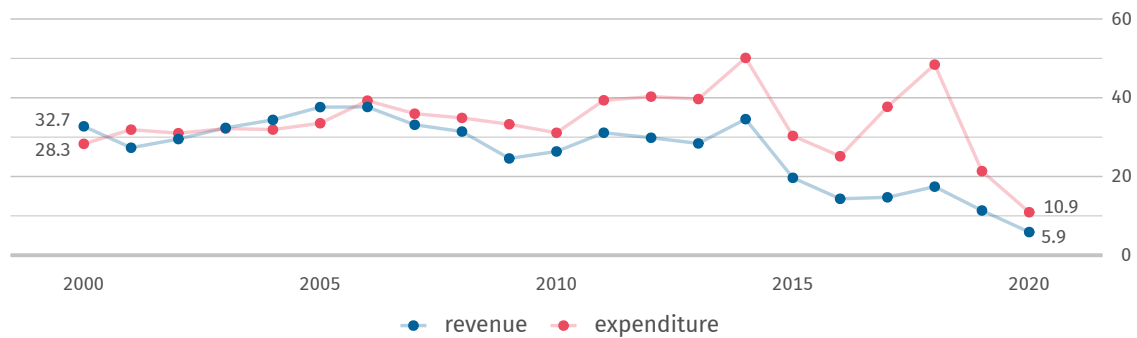
General government  
net lending / borrowing

% of GDP

**-5.0**  
(2020)

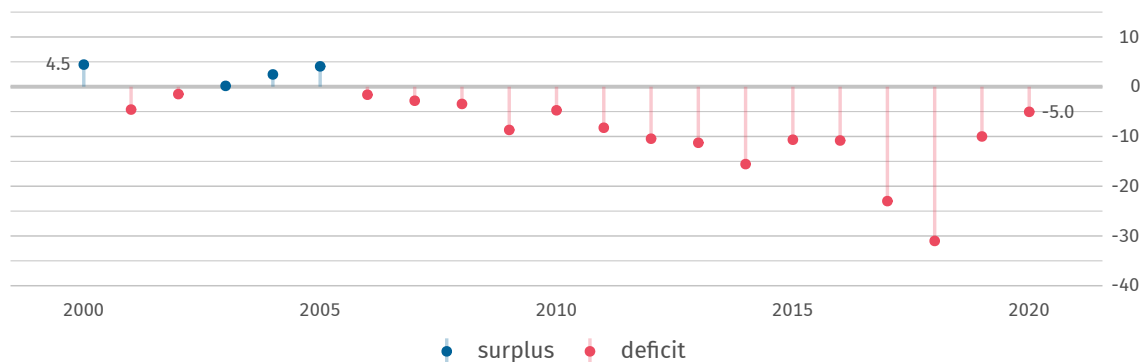
Source: IMF-WEO

### General government revenue and expenditure % of GDP



Source: IMF-WEO

### General government net lending / borrowing % of GDP



Source: IMF-WEO

Foreign direct  
investment (FDI):  
inward stocks

bn US\$

**24.616**  
(2019)

Source: UNCTAD

Foreign direct  
investment (FDI):  
outward stocks

bn US\$

**27.843**  
(2019)

Source: UNCTAD

Foreign direct  
investment (FDI):  
net flow, inward

bn US\$

**0.934**  
(2019)

Source: UNCTAD

Foreign direct  
investment (FDI):  
net flow, outward

bn US\$

**1.076**  
(2019)

Source: UNCTAD

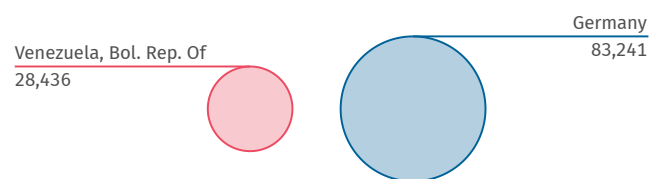


## Population

|   |   |   |   |
|---|---|---|---|
| <b>Population total</b><br>1,000<br><b>28,436</b><br>(2020)<br>Source: WB-WDI | <b>Population density</b><br>inhabitants per km²<br><b>33</b><br>(2018)<br>Source: WB-WDI | <b>Life expectancy at birth (women)</b><br>years<br><b>76.0</b><br>(2019)<br>Source: WB-WDI | <b>Life expectancy at birth (men)</b><br>years<br><b>68.3</b><br>(2019)<br>Source: WB-WDI |
|---|---|---|---|

### Population in relation to Germany 2020

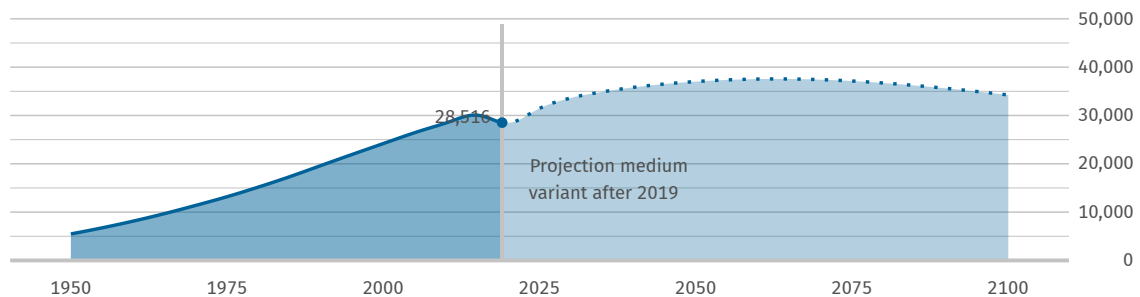
1,000



Source: WB-WDI

### Population

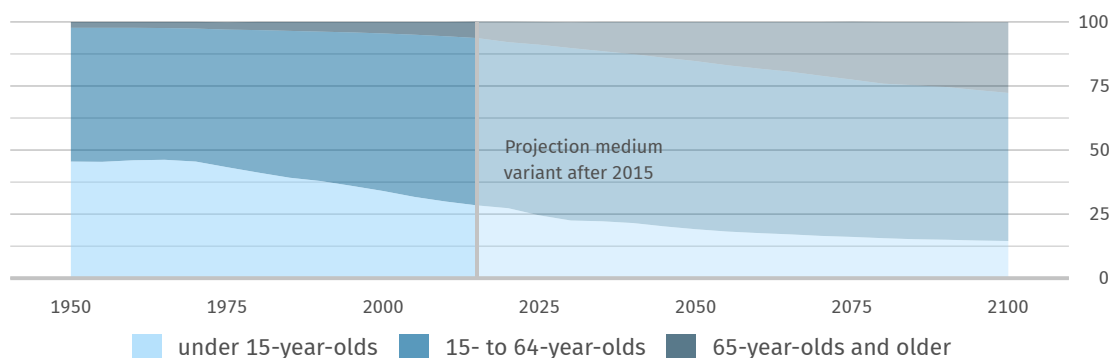
1,000



Source: UN-POP

### Population by age group

proportion, %



Source: UN-POP



## Health

|  |  |   |  |
|--|--|---|--|
| <b>Practising physicians</b><br>per 1,000 inhabitants<br><b>1.9</b><br>(2001)<br>Source: WHO | <b>Hospital beds</b><br>per 1,000 inhabitants<br><b>0.9</b><br>(2017)<br>Source: WHO | <b>Prevalence of raised blood pressure</b><br>%<br><b>18.6</b><br>(2015)<br>Source: WHO | <b>Prevalence of obesity (BMI &gt;= 30)</b><br>%<br><b>25.6</b><br>(2016)<br>Source: WHO |
|--|--|---|--|



## Education

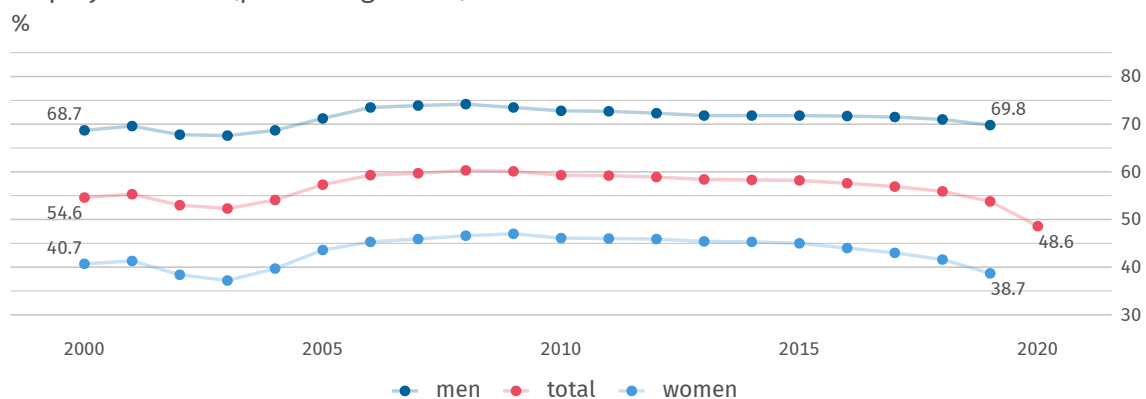
|  |   |  |  |
|--|---|--|--|
| <b>Government expenditure on education</b><br>% of GDP<br><b>6.9</b><br>(2009)<br>Source: UNESCO | <b>Pupil-teacher ratio (primary education)</b><br>number<br><b>12.8</b><br>(2014)<br>Source: UNESCO | <b>Pupil-teacher ratio (secondary education)</b><br>number<br><b>7.9</b><br>(2014)<br>Source: UNESCO | <b>Students (tertiary education)</b><br>per 100,000 inhabitants<br><b>7,574</b><br>(2009)<br>Source: UNESCO* |
|--|---|--|--|



## Labour force

|  |   |  |  |
|--|---|--|--|
| <b>Employment rate (persons aged 15+)</b><br>%<br><b>48.6</b><br>(2020)<br>Source: ILOSTAT | <b>Labour force (persons aged 15+)</b><br>1,000<br><b>12,259</b><br>(2020)<br>Source: ILOSTAT | <b>Labour force participation rate (persons aged 15+)</b><br>%<br><b>53.5</b><br>(2020)<br>Source: ILOSTAT | <b>Self-employment (persons aged 15+)</b><br>%<br><b>38.6</b><br>(2020)<br>Source: ILOSTAT |
|--|---|--|--|

### Employment rate (persons aged 15+)



Employment and gross value added by sector 2014  
%

Employment



Gross value added



agriculture, forestry, fisheries industry services not specified

Source employment: ILOSTAT  
Source gross value added: WB-WDI

Unemployment rate  
(persons aged 15+)  
%

**9.1**  
(2020)

Source: ILOSTAT

Unemployment rate  
(persons aged 15 to 24)  
%

**15.9**  
(2019)

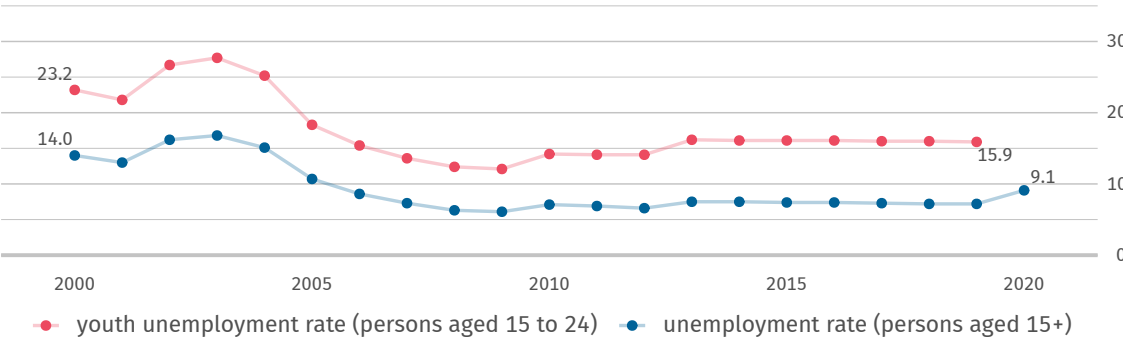
Source: ILOSTAT

Long-term unemployment rate  
(persons aged 15+)  
% of unemployed persons

**29.2**  
(2012)

Source: ILOSTAT

Unemployment rate and youth unemployment rate  
%



Source: ILOSTAT



## Living conditions

Human Development  
Index (HDI)

value (0 low to 1 high)

**0.711**

(2019)

Source: UNDP

Human Development  
Index (HDI)

rank (of 188 countries)

**113**

(2019)

Source: UNDP

Income distribution:  
Gini coefficient

value (0 to 100; 0=equal distribution)

**44.8**

(2006)

Source: WB-WDI



## Production

Index of industrial production

2010=100

No data

Source: IMF-IFS



## Agriculture and forestry

Change of agricultural  
production

% since 2000

**-1**

(2019)

Source: FAO\*

Agricultural  
land

% of land area

**24.4**

(2019)

Source: FAO\*

Forest  
area

% of land area

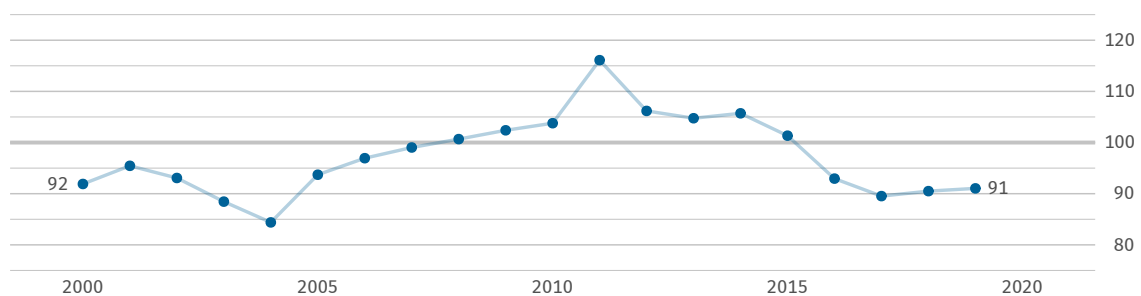
**52.5**

(2019)

Source: FAO\*

Index of agricultural production

2014 to 2016 = 100



Source: FAO





## Foreign trade

### Export of goods

bn US\$

**87.961**

(2013)

Source: UN Comtrade

### Import of goods

bn US\$

**44.952**

(2013)

Source: UN Comtrade

### Trade balance, goods

bn US\$

**+43.009**

(2013)

Source: UN Comtrade\*

### Export and import of goods

bn US\$



### Foreign trade balance

bn US\$



### Goods exported to Germany

mn US\$

**20.0**

(2013)

Source: UN Comtrade

### Goods exported to Germany

% of all goods exported

**0.0**

(2013)

Source: UN Comtrade\*

### Goods imported from Germany

mn US\$

**1,295**

(2013)

Source: UN Comtrade

### Goods imported from Germany

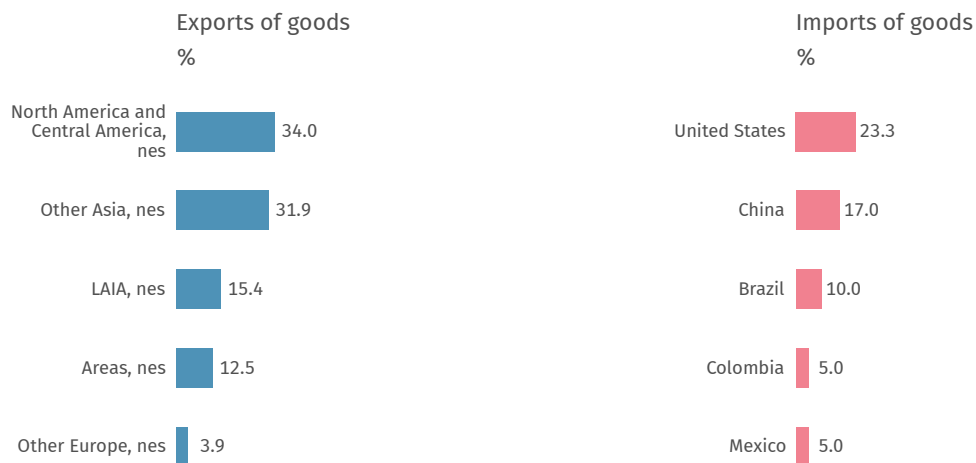
% of all goods imported

**2.9**

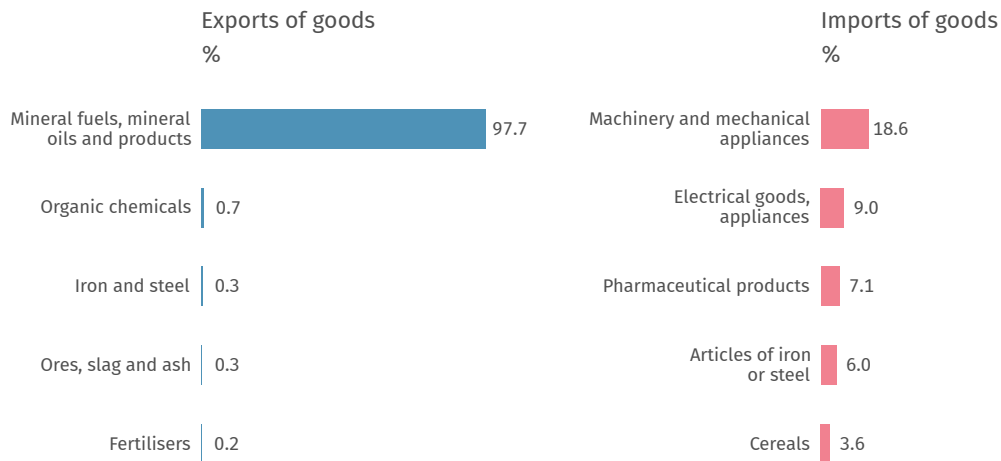
(2013)

Source: UN Comtrade\*

## Main trading partners 2013



## Main commodities traded 2013



Source: UN Comtrade\*

Classification of commodities: Harmonized Commodity Description and Coding Systems (HS2).



## Transport

Passenger cars  
per 1,000 inhabitants

**116**

(2015)

Source: OICA\*

Total rail network  
km per 1 mn inhabitants

**12**

(2008)

Source: WB-WDI\*

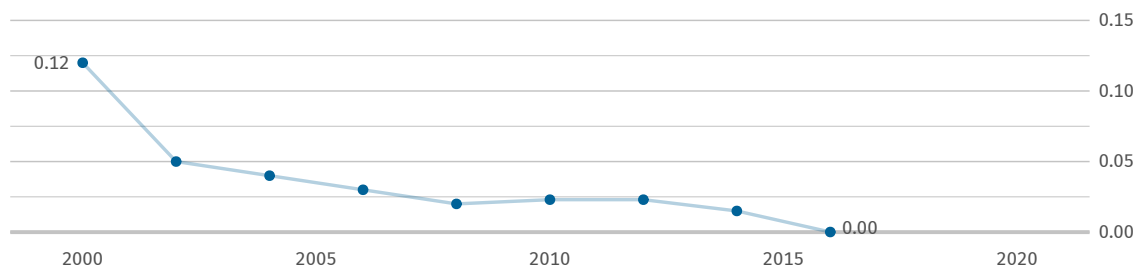
Air transport  
per 1,000 inhabitants

**53**

(2019)

Source: WB-WDI\*

Gasoline price at the pump  
US\$ per litre



Data collection conducted every two years.  
Source: WB-WDI



## Environment and energy

Carbon dioxide  
emissions  
tonnes per capita

**3.4**

(2019)

Source: EDGAR

Total primary  
energy supply  
kg oil equivalent per capita

**2,309**

(2013)

Source: WB-WDI

Gross electricity  
consumption  
kWh per capita

**2,719**

(2014)

Source: WB-WDI

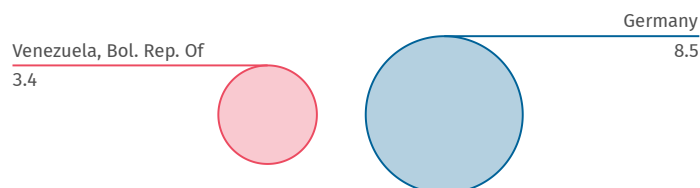
Renewable  
energy  
% of total final energy  
consumption

**12.8**

(2015)

Source: WB-WDI

Carbon dioxide emissions in relation to Germany 2019  
tonnes per capita



Source: EDGAR



## Science, research, technology

Gross domestic  
expenditure on R&D

% of GDP

**0.1**

(2016)

Source: UNESCO

Researchers

per 1 mn inhabitants

**300**

(2016)

Source: UNESCO

Resident patent  
applications

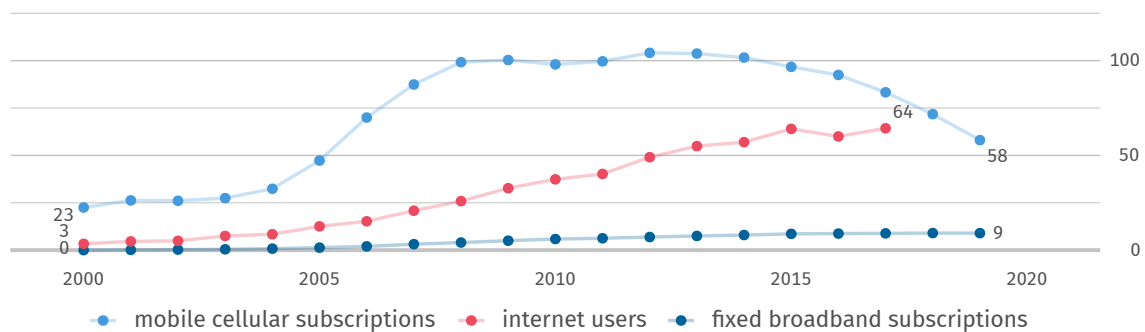
per 1 mn inhabitants

**3**

(2017)

Source: WIPO

Dissemination of modern communication technology  
per 100 inhabitants



Source: ITU



## Sources

|             |   |
|-------------|---|
| EDGAR       | Emissions Database for Global Atmospheric Research, European Commission |
| FAO         | United Nations, Food and Agricultural Organization                      |
| ILOSTAT     | International Labour Organization, ILOSTAT - Database                   |
| IMF-IFS     | International Monetary Fund, International Financial Statistics         |
| IMF-WEO     | International Monetary Fund, World Economic Outlook                     |
| ITU         | United Nations, International Telecommunication Union                   |
| OICA        | International Organization of Motor Vehicle Manufacturers               |
| UN Comtrade | United Nations, Comtrade Database                                       |
| UNCTAD      | United Nations, Conference on Trade and Development                     |
| UNDP        | United Nations Development Programme                                    |
| UNESCO      | United Nations, Educational, Scientific and Cultural Organization       |
| UNPOP       | United Nations, Population Division                                     |
| WB-WDI      | World Bank, World Development Indicators                                |
| WHO         | World Health Organization, Global Health Observatory                    |
| WIPO        | World Intellectual Property Organization                                |

\* Own calculations based on the original data source.

More international data and statistical country profiles on all other UN Member States:  
[www.destatis.de/international\\_en](http://www.destatis.de/international_en)